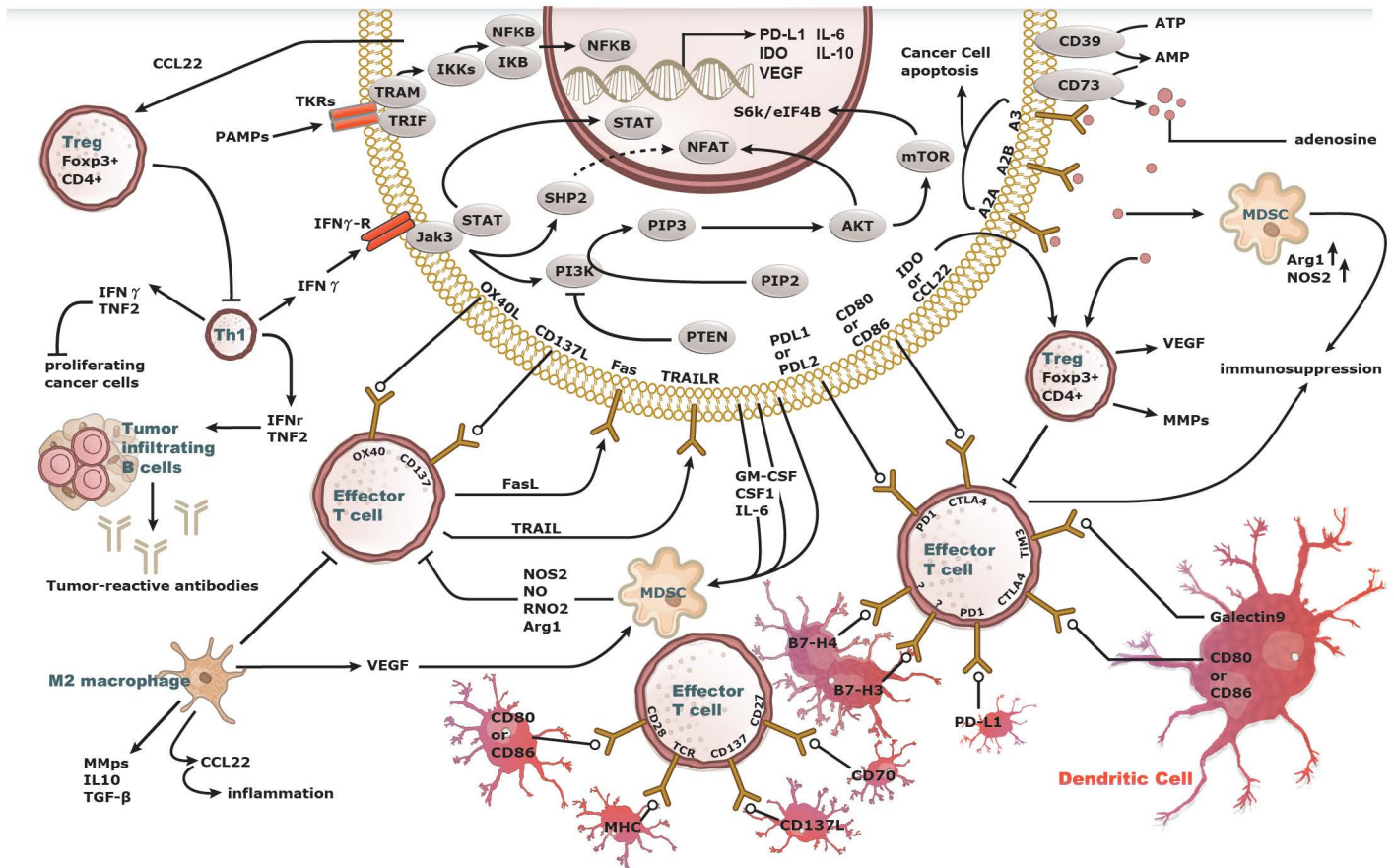


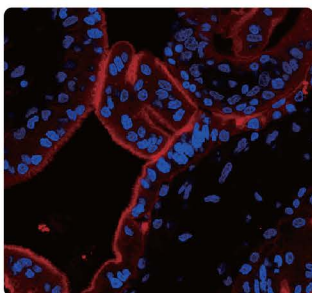
# Cancer Immune Checkpoint

- Your Expertise
- Our Antibodies
- Accelerated Discovery

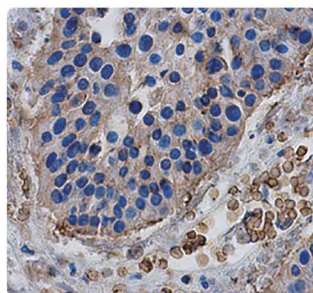
[www.genetex.com](http://www.genetex.com)



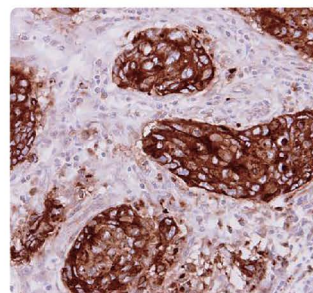
Increasing knowledge of how cancer cells escape immune destruction has significantly driven the evolution of cancer immunotherapy. In particular, studies describing how different immune checkpoints, including the PD-1 and CTLA-4 pathways, function to attenuate T cell antitumor activity have revealed novel opportunities for therapeutic intervention. Researchers have made promising strides in inhibiting these checkpoints to unleash the T cells' tumor-killing potential. Given that both radiotherapy and chemotherapy can also mobilize antitumor T cells, there is great excitement that checkpoint inhibition and other immunomodulatory approaches can be combined with conventional modalities to maximize clinical outcomes for a number of malignancies.



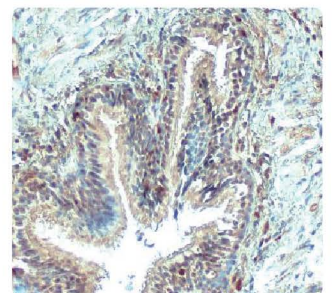
PD-L1 antibody [HL1041] (GTX635975)



PD1 antibody (GTX128435)




































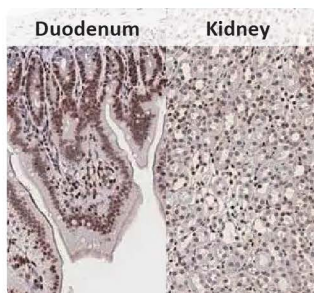
CEACAM1 antibody [N1N3] (GTX113392)





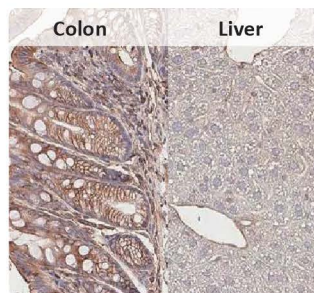
Galectin 9 antibody (GTX127353)

## Inhibitory molecules

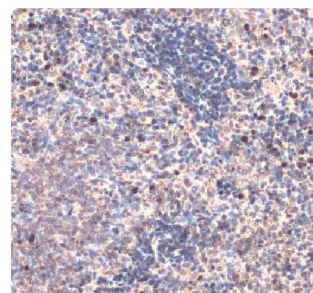
	Cat. No.	Product Name	Clonality	Reactivity	Applications
CD80	 GTX75761	CD80 antibody [MEM-233]	Ms mAb	Hu,Mk	WB, FACS, IP
	 GTX84698	CD80 antibody [1E9]	Ms mAb	Hu,Rat,Dog,Mk	WB, ICC/IF, FACS
	 GTX84701	CD80 antibody [2B11]	Ms mAb	Hu	WB, ICC/IF, IHC-P
CD86	 GTX74650	CD86 antibody [BU63]	Ms mAb	Hu	WB, ICC/IF, IHC-Fr, FACS, IP, IHC
	 GTX32507	CD86 antibody	Rb pAb	Hu,Ms,Rat	WB, ICC/IF, IHC-P, IHC-Fr
	GTX02615	CD86 antibody [C86/2160R]	Rb mAb	Hu,Ms,Rat	WB, ICC/IF, IHC-P, FACS, ELISA
CD155	 GTX129572	CD155 antibody	Rb pAb	Hu	WB
	GTX37437	CD155 antibody	Rb pAb	Hu,Ms,Rat	WB, IHC-P
CD160	GTX00488	CD160 antibody [BY55]	Ms mAb	Hu	FACS, IP
	GTX17209	CD160 antibody	Rb pAb	Hu,Ms	WB, ICC/IF, ELISA
CD200	GTX76140	CD200 antibody [OX-2]	Ms mAb	Rat	ICC/IF, IHC-Fr, FACS, IP, EM
	 GTX51679	CD200 antibody	Rb pAb	Hu	IHC-P
	GTX130094	CD200 antibody	Rb pAb	Hu	WB
CD200R	GTX86998	CD200R antibody	Rb pAb	Hu	WB
	GTX42286	CD200R antibody [OX-110]	Rat mAb	Ms	FACS
CD226	GTX118131	CD226 antibody [N1C2]	Rb pAb	Hu	WB, IHC-P
CD272 (BTLA)	GTX112783	CD272 antibody	Rb pAb	Hu	WB, IHC-P
	GTX31892	CD272 antibody	Rb pAb	Hu	WB, IHC-P, ELISA
CEACAM1	GTX02104	CEACAM1 antibody [117]	Rb mAb	Ms	ICC/IF, FACS
	GTX113392	CEACAM1 antibody [N1N3]	Rb pAb	Hu	WB, IHC-P
CTLA4	 GTX75283	CTLA4 antibody [BN13]	Ms mAb	Hu,Bb,CIMK,RMK	IHC-P,IHC-Fr,FACS,IP,Activation,EIA,Neutralizing/Inhibition
	 GTX134527	CTLA4 antibody	Rb pAb	Hu,Ms	WB, IHC-P
FGL1	GTX114406	FGL1 antibody	Rb pAb	Hu	WB
Galectin 3	   GTX637921	Galectin 3 antibody [HL2020]	RecRb mAb	Hu,Ms	WB, ICC/IF, IHC-P
	 GTX635155	Galectin 3 antibody [GT12712]	Ms mAb	Hu	WB, ICC/IF, IHC-P, ELISA, Sandwich ELISA
	    GTX113486	Galectin 3 antibody	Rb pAb	Hu,Rat,Dog	WB, ICC/IF, IHC-P, ELISA, Sandwich ELISA
Galectin 9	 GTX127353	Galectin 9 antibody	Rb pAb	Hu	WB, IHC-P
GI24 (VISTA)	 GTX104081	GI24 antibody	Rb pAb	Hu	WB
HMGB1	   GTX637963	HMGB1 antibody [HL2059]	RecRb mAb	Hu,Ms,Rat	WB, ICC/IF, IHC-P, ELISA
	   GTX628834	HMGB1 antibody [GT383]	Ms mAb	Hu,Ms,Rat	WB, ICC/IF, IHC-P, IHC-Fr
	    GTX101277	HMGB1 antibody	Rb pAb	Hu,Ms,Rat,Zfsh,Pig	WB, ICC/IF, IHC-P, IHC-Wm, IHC, IHC (Free Floating)
	   GTX127344	HMGB1 antibody	Rb pAb	Hu,Ms,Rat	WB, ICC/IF, IHC-P, IHC-Fr, IP
IGSF11 (VSIG3)	GTX46653	IGSF11 antibody, Internal	Rb pAb	Hu	WB
LAG3	GTX134573	LAG3 antibody	Rb pAb	Hu	WB
	GTX81605	LAG3 antibody, Internal	Rb pAb	Hu,Ms	WB, IHC-P, FACS
LIGHT	GTX37328	LIGHT antibody	Rb pAb	Ms,Rat	WB, IHC-P
	GTX88321	LIGHT antibody, Internal	Gt pAb	Hu	WB, ICC/IF
LSECTin (CLEC4G)	GTX45168	CLEC4G antibody, N-term	Rb pAb	Hu	WB
MHC II	 GTX76190	MHC Class II RT1B antibody [OX-6]	Ms mAb	Ms,Rat	WB, ICC/IF, IHC-P, IHC-Fr, FACS
Nectin 2 (CD112)	GTX113535	Nectin 2 antibody [N1N3]	Rb pAb	Hu	WB, IHC-P
	GTX105742	Nectin 2 antibody	Rb pAb	Hu	WB
	GTX54844	Nectin 2 antibody	Rb pAb	Hu,Ms,Rat	WB, IHC-Fr, FACS




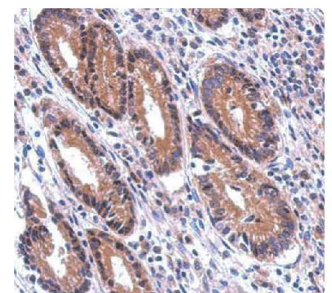
HMGB1 antibody [HL2059]  
(GTX637963)  



Galectin 3 antibody [HL2020]  
(GTX637921)   



CTLA4 antibody  
(GTX134527) 



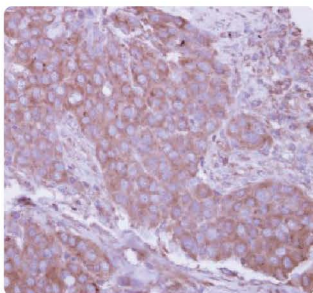
Nectin 2 antibody [N1N3]  
(GTX113535)

## Inhibitory molecules

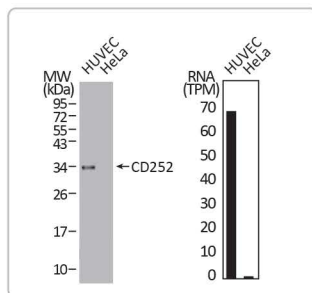
	Cat. No.	Product Name	Clonality	Reactivity	Applications
PD1	GTX50053	PD1 antibody [4F12]	Ms mAb	Hu	WB, ICC/IF, FACS, ELISA
	GTX128435	PD1 antibody	Rb pAb	Hu,Ms	WB, IHC-P
	GTX128436	PD1 antibody	Rb pAb	Hu	WB
PD-L1	GTX635975	PD-L1 antibody [HL1041]	Rec Rb mAb	Hu	WB, ICC/IF, IHC-P
	GTX636033	PD-L1 antibody [HL1056]	Rec Rb mAb	Hu	WB, ICC/IF
	GTX104763	PD-L1 antibody	Rb pAb	Hu	WB, ICC/IF, IHC-P, IHC-Fr, FACS
PD-L2	GTX85449	PD-L2 antibody	Rb pAb	Hu,Ms,Rat	WB, IHC-P, ELISA
TIM-3	GTX54117	TIM-3 antibody	Rb pAb	Hu,Ms	WB, IHC-P
	GTX49381	TIM-3 antibody	Rb pAb	Hu	WB, IHC-P, ELISA
TNFRSF14 (HVEM)	GTX31297	TNFRSF14 antibody	Rb pAb	Hu,Ms	WB, IHC-P, ELISA
	GTX113589	TNFRSF14 antibody [N2C3]	Rb pAb	Hu,Ms	WB

## Stimulatory molecules

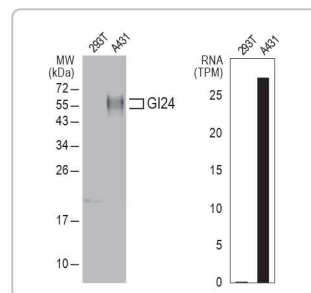
	Cat. No.	Product Name	Clonality	Reactivity	Applications
CD27	GTX34479	CD27 antibody [LPFS2/1611]	Ms mAb	Hu	ICC/IF, IHC-P, FACS, ELISA, Protein Array
	GTX104406	CD27 antibody	Rb pAb	Hu	WB, IHC-P
CD28	GTX637068	CD28 antibody [HL1589]	Rec Rb mAb	Hu,Cat,Dog	WB, ICC/IF, IHC-P
	GTX33959	CD28 antibody	Rb pAb	Hu,Ms,Rat	IHC-P, FACS
CD40	GTX18028	CD40 antibody [C40/2383]	Ms mAb	Hu	IHC-P, FACS, ELISA, Protein Array
	GTX13944	CD40 antibody [FGK4.5/ FGK45]	Rat mAb	Ms	WB, Activation
CD40L (CD154)	GTX01484	CD40L / CD154 antibody [5C8]	Ms mAb	Hu,CIMK,RMK	FACS
	GTX81854	CD40L / CD154 antibody, N-term	Rb pAb	Hu	WB, ICC/IF, IHC-P, FACS
CD70	GTX41859	CD70 antibody [Bu69]	Ms mAb	Hu	IHC-Fr, FACS
	GTX108452	CD70 antibody [C2C3], C-term	Rb pAb	Hu	WB
	GTX53916	CD70 antibody	Rb pAb	Hu,Ms	WB, ICC/IF, IHC-P
CD134 (OX40)	GTX51548	CD134 antibody	Rb pAb	Hu,Rat	IHC-P
	GTX12380	CD134 antibody	Rb pAb	Hu	WB
	GTX74995	CD134 antibody [OX86]	Rat mAb	Ms,Rat	IHC-Fr, FACS, Blocking
CD252 (OX40L)	GTX637310	CD252 antibody [HL1711]	Rec Rb mAb	Hu	WB
	GTX42201	CD252 antibody [OX-89]	Rat mAb	Ms	IHC-Fr, FACS
CD137 (4-1BB)	GTX02726	CD137 antibody [r4-1BB/4603]	Ms mAb	Hu	IHC-P
	GTX66655	CD137 antibody	Rb pAb	Hu,Ms,Rat	WB
CD137L (4-1BBL)	GTX01288	4-1BBL / CD137L antibody [014]	Rb mAb	Ms	ICC/IF, FACS
	GTX117355	4-1BBL / CD137L antibody [N2C3]	Rb pAb	Hu	WB, IP
GITR	GTX52766	GITR antibody [7R12]	Ms mAb	Hu	WB, FACS, Neutralizing/Inhibition
	GTX53439	GITR antibody [6D39]	Rat mAb	Ms	WB
	GTX53155	GITR antibody [7C13]	Rat mAb	Ms	IHC-P, FACS
GITRL	GTX85076	GITRL antibody	Rb pAb	Hu,Ms	WB, ICC/IF, ELISA
	GTX64735	GITRL antibody	Rb pAb	Hu,Ms,Rat	WB



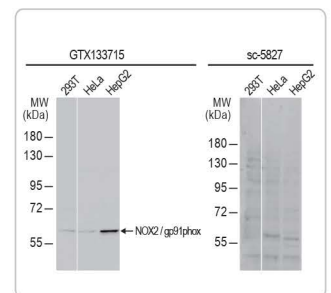
CD27 antibody (GTX104406)



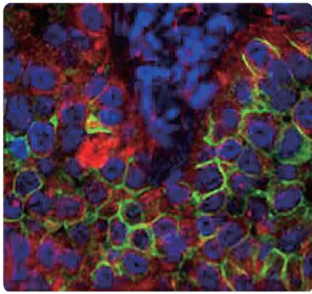
CD252 antibody [HL1711] (GTX637310)



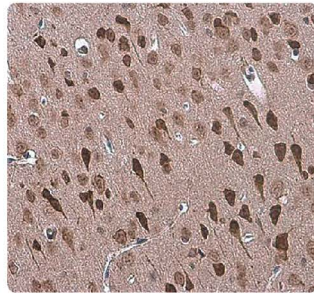
GI24 antibody (GTX104081)



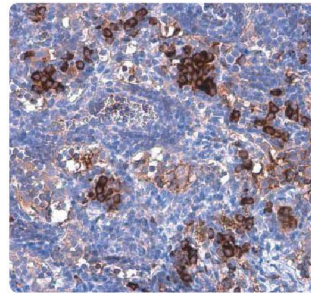
NOX2 / gp91phox antibody (GTX133715)



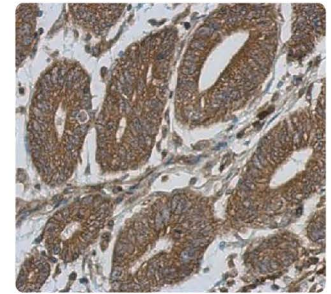
CD73 antibody [N1N3] (GTX113509)



Adenosine A2b Receptor antibody (GTX132217)



IDO1 antibody [GT273] (GTX634652)



SIRP alpha antibody (GTX112645)

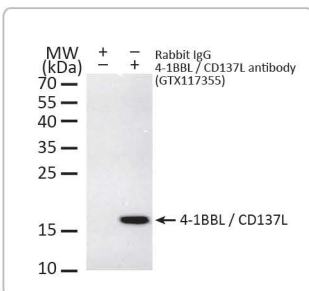
## Stimulatory molecules

	Cat. No.	Product Name	Clonality	Reactivity	Applications
ICOS	GTX55669	ICOS antibody	Rb pAb	Hu,Ms,Rat	WB, IHC-P
	GTX129570	ICOS antibody	Rb pAb	Hu	WB
ICOSL	GTX32664	ICOS Ligand antibody	Rb pAb	Hu,Ms,Rat	WB, IHC-P
	GTX01490	ICOS Ligand antibody [HK5.3]	Rat mAb	Ms	FACS, Neutralizing/Inhibition

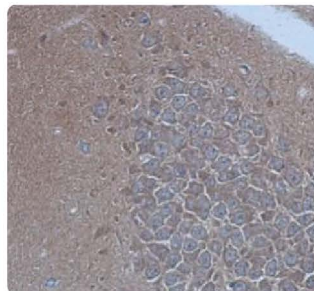
## Other molecules

	Cat. No.	Product Name	Clonality	Reactivity	Applications
Adenosine Receptor	GTX23460	Adenosine A1 Receptor antibody	Rb pAb	Hu,Ms,Rat	WB, ICC/IF, IHC-P, FACS, IHC
	GTX100025	Adenosine A1 Receptor antibody [N3C2], Internal	Rb pAb	Hu,Ms,Cat	WB
	GTX100333	Adenosine A2a Receptor antibody	Rb pAb	Hu,Rat	WB
	GTX100038	Adenosine A2a Receptor antibody [C2C3], C-term	Rb pAb	Hu	WB, IHC-P
	GTX132217	Adenosine A2b Receptor antibody	Rb pAb	Hu,Ms,Rat,Cat,Dog	WB, IHC-P
	GTX89506	Adenosine A2b Receptor antibody, C-term	Gt pAb	Hu	ICC/IF, IHC-P, FACS
	GTX131656	Adenosine A3 Receptor antibody	Rb pAb	Hu,Ms,Rat	WB
CD38	GTX81962	CD38 antibody, C-term	Rb pAb	Hu	WB, ICC/IF, IHC-P, FACS
	GTX132579	CD38 antibody	Rb pAb	Hu	WB
CD39	GTX00533	CD39 antibody [TU66]	Ms mAb	Hu	FACS
	GTX57161	CD39 antibody	Rb pAb	Hu,Ms,Rat	WB, ICC/IF, IHC-P
CD47	GTX53912	CD47 antibody	Rb pAb	Hu,Ms,Rat	WB, ICC/IF, IHC-P
	GTX132762	CD47 antibody	Rb pAb	Hu	WB
	GTX17626	CD73 antibody [AD2]	Ms mAb	Hu	FACS, MS, CyTOF
CD73	GTX113509	CD73 antibody [N1N3]	Rb pAb	Hu,Ms	WB, ICC/IF, IHC-P, Neutralizing/Inhibition, PLA
	GTX101140	CD73 antibody [N3C3]	Rb pAb	Hu	WB, ICC/IF, IHC-P
IDO1	GTX634652	IDO1 antibody [GT273]	Ms mAb	Hu,Ms	WB, IHC-P
	GTX113753	IDO1 antibody	Rb pAb	Hu,Rat	WB, IHC-Fr
NOX2	GTX133715	NOX2 / gp91phox antibody	Rb pAb	Hu,Ms,Rat	WB, IHC-P
SIRP	GTX112645	SIRP alpha antibody	Rb pAb	Hu,Ms	WB, ICC/IF, IHC-P
	GTX105390	SIRP gamma antibody	Rb pAb	Hu	WB

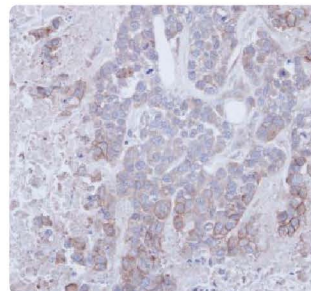
Citation Support Comparable Abs Orthogonal Validation Protein Overexpression



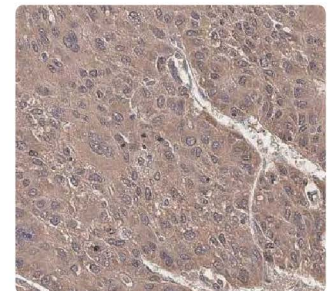
4-1BBL / CD137L antibody [N2C3] (GTX117355)



CD226 antibody [N1C2] (GTX118131)



CD272 antibody (GTX112783)



FGL1 antibody (GTX114406)

GeneTex

International  
USA

Tel: 886.3.6208988  
Tel: 1.949.553.1900

Toll-free: 1.877.436.3839



www.genetex.com

PD-C002-230330